

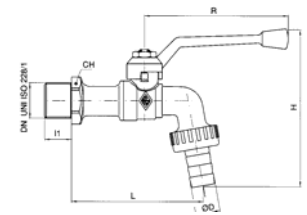
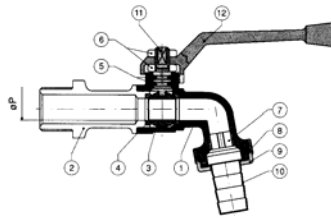
# Brass Hose Ball Tap



Dimensions (mm)

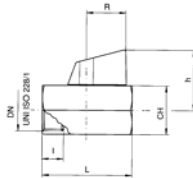

DN		P	l1	CH	D	L	h	R	PN
1/2"	15	10	12	25	15.5	79	45.5	95	30
3/4"	20	12	15	30	20.5	92	47	95	30
1"	25	15	18	38	25.5	100	56	110	30

	PART NAME	MATERIAL
1	BODY	EN 12165 Cu Zn 40 Pb2Sn
2	END CONNECTION	EN 12165 Cu Zn 40 Pb2Sn
3	BALL	EN 12165 Cu Zn 40 Pb2Sn
4	BALL SEAT	P.T.F.E.
5	O-RING	NBR
6	NUT	ACCIAIO
7	SPRAY NOZZLE	NYLON
8	SEAT	NBR
9	HOSE TAIL NUT	EN 12165 Cu Zn 40 Pb2Sn
10	HOSE TAIL	EN 12165 Cu Zn 40 Pb2Sn
11	STEM	EN 12165 Cu Zn 40 Pb2Sn
12	HANDLE	AI UNI 5076



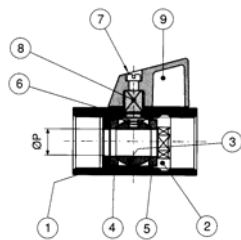
# Brass Mini Ball Valve

F & F



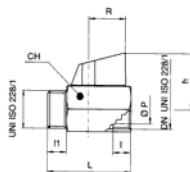

Dimensions (mm)

DN		P	CH	l	h	L	R	Kv	PN
1/8	6	8	21	8	29	41	20.5	4.3	10
1/4	8	8	21	10	29	41	20.5	4.3	10
3/8	10	8	21	10	29	41	20.5	2.7	10
1/2	15	10	25	11	31	46	20.5	5.4	10



	PART NAME	MATERIAL
1	BODY	EN 12165 Cu Zn 40 Pb2Sn
2	WASHER	EN 12165 Cu Zn 40 Pb2Sn
3	BALL	EN 12165 Cu Zn 40 Pb2Sn
4	BALL SEAT	P.T.F.E.
5	BALL SEAT	P.T.F.E.
6	O-RING	NBR
7	SCREW	ACCIAIO
8	STEM	EN 12165 Cu Zn 40 Pb2Sn
9	HANDLE	ABS

M & F



Dimensions (mm)

DN		P	CH	h	l1	l	L	R	Kv	PN
1/8	6	8	21	29	8	8	41	20.5	4.3	10
1/4	8	8	21	29	10	10	41	20.5	4.3	10
3/8	10	8	21	29	10	10	41	20.5	2.7	10
1/2	15	10	25	31	11	11	46	20.5	5.4	10